

Home Learning Spring 1 Year 1



Theme: What is life like on a farm?																																								
As well as the homework menu on the next page, we expect children to complete other tasks throughout as below. Please bring them back by Wednesday 12th February ready to share with the class.																																								
Reading	Daily	Please read at home daily. This could be a shared read with a member of your family, an opportunity for you to read to an adult in your family as well as time to quietly read and enjoy a good book on your own. Share with your family the books we are reading in class and keep them up to date with events as they unfold!																																						
Maths	Daily	<p>In Year 1, children should practise number bonds to 10 (e.g. 3 + ? = 10) and to 20 (e.g. ? + 12 = 20). You can use chanting, singing, copying out facts or practise using online games and apps. We also learn to count in 2s, 5s and 10s so you could practise these too!</p> <p>Fluency- https://www.topmarks.co.uk/maths-games/5-7-years/ NumBots- https://play.numbots.com/#/account/school-login/35341 Times tables - https://play.trockstars.com/auth/school/student/35341 If you are looking for an extra challenge have a look at these challenges: https://nrich.maths.org/8937</p>																																						
Phonics/ spelling	Daily	Can you read or write any words with our new phase 5 digraphs? Use your home learning book to practise.																																						
		Week 1	/ee/ y in funny, happy	/e/ ea in head, read	/oa/ oe in toe, ou in shoulder	/w/ wh in wheel																																		
		Week 2	/igh/ y in fly, by, my	/oa/ ow in snow, grow	/j/ g in giant, gym	/f/ ph in dolphin, phone																																		
		Week 3	/l/ le in apple, bottle	/l/ al in metal, petal	/v/ ve in give, have	/s/ c in ice																																		
		Week 4	/u/ o-e in some, o in mother, ou in young,	/z/ se in cheese	/s/ se in mouse, ce in fence	/ee/ ey in donkey, trolley,																																		
		Week 5	/oo/ ui in fruit, juice	/oo/ ou in soup, group																																				
Handwriting	Daily	<p>Practise your best handwriting whenever you are writing. Remember to use an appropriate writing utensil - pencils are better than pens in Year 1. You could practise writing some of these tricky words:</p> <table border="0"> <tr> <td>their</td> <td>people</td> <td>oh</td> <td>your</td> <td>Mr</td> <td>Mrs</td> <td>Ms</td> <td>ask</td> <td>could</td> </tr> <tr> <td>should</td> <td>would</td> <td>our</td> <td>house</td> <td>mouse</td> <td>water</td> <td>want</td> <td></td> <td></td> </tr> <tr> <td>any</td> <td>many</td> <td>again</td> <td>who</td> <td>Whole</td> <td>where</td> <td>two</td> <td>school</td> <td>call</td> </tr> <tr> <td>different</td> <td>thought</td> <td>through</td> <td>friend</td> <td>work</td> <td></td> <td></td> <td></td> <td></td> </tr> </table>			their	people	oh	your	Mr	Mrs	Ms	ask	could	should	would	our	house	mouse	water	want			any	many	again	who	Whole	where	two	school	call	different	thought	through	friend	work				
their	people	oh	your	Mr	Mrs	Ms	ask	could																																
should	would	our	house	mouse	water	want																																		
any	many	again	who	Whole	where	two	school	call																																
different	thought	through	friend	work																																				

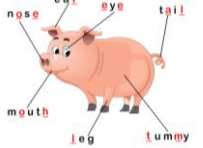





Home Learning Spring 1 Year 1



Theme Menu Year 1 Spring 1: During this half term we will be investigating **What is life like on a farm?** In **Science** we will identify common animals and group them in different ways. In **Geography** we will use basic vocabulary to describe key features of a farm. We will also practise our chronological skills in **History** to sequence a day in the life of a farmer. We will build our own tractors and explore mechanics in **D&T**. We will sing songs in **Music** and use the chrome books in **Computing**.

Choose **one drink, one starter, one main, one dessert** and **one cheeseboard** activity to complete in your Home Learning Book. You have **six weeks** to finish your meal...I mean home learning! So you could complete **one** each week. Please bring them back **by Wednesday 12th February** ready to share with the class.

Drink (Read/ Write)	Starter (Science/ Maths)	Main (History/ Geography)	Dessert (Art/ DT)	Cheeseboard (PSHE/ Music)
<p>Go to the library or find a story or fact book about farm animals at home.</p> <p>What can you find out? Which books are your favourite? Stick in a picture or write a sentence about your favourite books.</p> 	<p>Choose some animals that live on a farm. What are their body parts. Stick in a photo or draw and label a picture of the animal.</p> <p>Challenge: Write about what they do E.g. <i>Pigs have a snout for smelling and digging in the soil.</i></p> 	<p>Explore different farm websites and look at the maps of the farm. Create your own farm map. It can be of a farm you have visited before! Do you need any farm buildings for them to sleep inside? Add a labels to your map.</p> <p>omdfarm.co.uk/ willowsactivityfarm.com</p> 	<p>In our DT lessons in school, we will make moving vehicles. What could you use to make a farm vehicle with wheels? Use card, junk modelling, lego or other construction materials to make a SMALL moving vehicle. (No bigger than 10cm x 10cm x 10cm please)</p> 	<p>In PSHE we are learning about setting goals. Think about when you achieved a big goal at home- e.g. riding a bike, zipping up a coat, tying your shoelaces, learning to swim? How did you practise? How did you feel? Write some sentences or draw some pictures.</p> 
<p>We read the story of the three little pigs in class.</p> <p>Write your own farmyard story- it can be similar! <i>E.g. There were three little ducks who had to hide from the big bad fox. They made homes of grass and logs.</i></p> <p>Remember to use full stops and capital letters.</p> 	<p>Go on a shape hunt around your home. Which 2D or 3D shapes can you see? Can you describe the shapes? Can you use Maths words like edges, vertices, faces, sides, angles to describe the shapes? Draw, take photos or write about what you find.</p> 	<p>Pretend you are a farmer looking after the animals on a farm. Write a list of the jobs a farmer must do.</p> <p><i>E.g. First they get up early to milk the cows. Next they clean the stables. Then they pick up the eggs. After that....</i></p> 	<p>Kate Simpson is an artist who lives on a farm. Her animal paintings are so detailed they look real! Have a look at some portraits on her website: www.katesimpsonart.uk/</p> <p>Which paintings do you like best? Can you copy her style by sketching a farmyard animal? (Sheep, horse, pig, cow, duck, sheepdog)</p> 	<p>Saint-Saëns was a famous composer who was fascinated by animals. He created the "Carnival of the Animals" to play to his friends at a party. Listen to the music and write about the instruments you can hear, which animals did he create? The music is available on most music platforms including youtube: www.youtube.com/watch?v=UmoZNL-LBKA</p>