

# Home Learning Spring 1 Year 6

















**Theme:** How does light save lives?

During this half term we will be looking at how the world works. We will be learning about light and investigating how it helps to save lives. Our book for the term is 'Letters from the Lighthouse' by Emma Carroll. It tells the story of Olive and her brother Clive who are evacuated out of London during World War Two to a lighthouse on the Devonshire Coast. For Guided Reading, we will be reading 'Cloudbusting' by Malorie Blackman. It is a bittersweet story about friendship, told in verse.

**As well as the homework menu, we expect the children to complete other tasks throughout as below.**

<b>Reading</b>	Daily	Please read at home daily. This could be a shared read with a member of your family, an opportunity for you to read to an adult as well as time to quietly read and enjoy a good book on your own. Please record this in your reading record. Your reading record should be signed weekly by an adult, and you should bring it to school daily with your reading book.
<b>Maths</b>	Daily	By Year 6, children should practice all times tables and division facts up to 12 x12. You can use chanting, singing, copying out the tables or practise using online games and apps. Fluency – <a href="https://www.topmarks.co.uk/">https://www.topmarks.co.uk/</a> Times tables – <a href="https://trockstars.com">https://trockstars.com</a> If you are looking for an extra challenge have a look at this site: <a href="https://nrich.maths.org">https://nrich.maths.org</a>
<b>Spellings</b>	Daily	Look at the spelling list and practise the spellings. <ol style="list-style-type: none"><li>1. Use a dictionary to look up the definitions of any unfamiliar words.</li><li>2. Write each word in a sentence.</li><li>3. Choose one spelling activity to complete in addition to writing a sentence for each word.</li><li>4. When reading, look out for words with our spelling pattern and add them to the list. Use your home learning book to practise your spellings.</li></ol>
<b>Handwriting</b>	Whenever you are writing in your Home Learning book	Use your spelling homework to practise your best handwriting. Remember to use an appropriate writing utensil - a sharpened pencil or a biro pen.

**Complete one activity from each course. Homework due on Monday 10th February 2025**

Drink (Writing/ Reading)	Starter (Science/ Maths)	Main (Theme)	Dessert (Arts)	Cheeseboard (PSHE/ RE)
<p>Write a poem in the style of <i>Cloudbusting</i> by Malorie Blackman, about someone who has made an impact on your time at Cherry Tree School. It can be another member of your class or an adult who has taught or supported you during your time here.</p> 	<p>Imagine you are working as an assistant to Thomas Edison. He has just invented the light bulb and needs your help publicising his creation. Design an advertising poster introducing his invention and sharing the benefits of it for Victorian households.</p> 	<p>There are more than 250 lighthouses still in use across the UK, whose shining beams of light play a vital role in protecting shipping. Find and research a working lighthouse. Where is it? When was it built? How is it used today? With the days of the lighthouse keeper long gone, who looks after it?</p> 	<p>Make shape pictures by arranging objects in front of a blank wall or piece of paper. Shine a light behind the objects and notice the shadow picture you have created. What happens when you move your objects further away from your light source? Why do you think this happens?</p> 	<p>Have you ever wondered how children entertained themselves while hiding in underground bunkers during the war? Design a board game or puzzle which they might have enjoyed playing with their families.</p> 
<p>Write a letter to members of the Children's Parliament to share ideas of how as a school we could save our energy consumption and protect our planet.</p> 	<p>Have you ever wondered how electricity passes through a bulb to make light or how a candle creates a flame? Research one of these two light sources and draw a diagram to show what you have learnt. Label your diagram clearly to share your learning.</p> 	<p>Very few Anderson shelters still remain today, one of which is in a garden in Watford. You can learn more about them at <a href="http://andersonshelters.org.uk">andersonshelters.org.uk</a> Write a list of instructions/ advice on how to survive the night in an Anderson shelter during an air raid.</p> 	<p>How does music make you feel? Does it calm you, inspire you or energise you? Create a piece of artwork which shares your emotions and feelings when listening to your favourite song, or piece of music? Remember to include the song title and artist</p> 	<p>What is your dream or goal for the rest of this school year? How will you achieve it? Make a list of achievable steps to help you to reach this goal by the time you finish Year 6.</p> 
<p>How important is light? What would life be like without it? Write a poem about life without light. Consider its importance of light and whether we actually need it. Could we survive without light? What would our lives be like without light?</p> 	<p>Design a new light source to replace light bulbs. How would it work and why would it be an improvement on light bulbs. Be prepared to present your innovative design to your class to convince them to replace their current lightbulbs with your exciting new creation. Remember to include technical vocabulary and specific details about your invention.</p> 	<p>Write a letter to a lighthouse keeper to find out what their life is like. You might like to find out what their daily routine involves and how many hours they work daily to keep marine vessels safe. Do they live in or near the lighthouse? What else would you like to find out?</p> 	<p>Design a new book cover for the book you are currently reading. Which book will you choose and how will you redesign the front cover? You will have to ensure that the artwork and font of your title and other lettering suit the theme of the book.</p> 	<p>Enjoy a winter woodland walk or take a stroll through your garden. Can you spot any signs of Spring yet? Make some sketches of what you have noticed.</p> 