

Home Learning Summer 2 Year 1



Theme: How can we protect the oceans?																																																																																		
As well as the homework menu on the next page, we expect children to complete other tasks throughout as listed below.																																																																																		
Reading	Daily – 5 minutes This could be a shared read with a member of your family, an opportunity for you to read to an adult in your family or a time to quietly read and enjoy a good book on your own. You can read stories, fact books, letters, magazines, newspapers, recipes, instructions or online text on https://www.oxfordowl.co.uk Username: year1cts Password: cherry <i>Please remember to sign your child's reading record every time they read.</i>																																																																																	
Maths	Daily – 5 minutes In Maths lessons this half term, we will learn about adding, subtracting and multiplication. Please try to do some counting or ordering practise every day (toys, stairs, fruit, chocolate buttons, houses you walk past... anything really!) If you have any Orchard Toy puzzles, these are really good and fun for the family. Please feel free to log onto a websites or apps such as: Fluency – https://www.topmarks.co.uk/maths-games/5-7-years/ NumBots – https://play.numbots.com/#/account/school-login/35341 Times tables – https://play.trockstars.com/auth/school/student/35341 ICTgames – https://ictgames.com/mobilePage/index.html																																																																																	
Now press play	Optional The fantastic 'Now press play' resources we use at school are now available to use at home. Please have a look at any of the EYFS or the KS1 experiences about under the sea, habitats, healthy living. Website: https://nowpressplay.co.uk/at-home/ Password: n>p>pAH21!																																																																																	
Phonics/ spelling	Daily – 5 minutes Can you read or write words with these new digraphs and trigraphs? Use your home learning book to practise writing words with these spellings: /ai/ eight straight grey break /zh/ treasure vision /j/ ge large /n/ knee gnaw /j/ bridge /sh/ potion mission mansion delicious /m/ thumb /i/ crystal /or/ daughter, pour, oar, more, /ear/ here deer																																																																																	
Handwriting	Daily – 5 minutes Practise your best handwriting whenever you are writing. Challenge: Can you spell these KS1 tricky words? Can you write any in a sentence?																																																																																	
	<table border="1"> <tr> <td>the</td><td>to</td><td>into</td><td>I</td><td>no</td><td>go</td><td>of</td><td>he</td><td>she</td> </tr> <tr> <td>we</td><td>me</td><td>be</td><td>was</td><td>you</td><td>they</td><td>all</td><td>are</td><td>my</td> </tr> <tr> <td>by</td><td>sure</td><td>pure</td><td>said</td><td>have</td><td>like</td><td>so</td><td>do</td><td>some</td> </tr> <tr> <td>come</td><td>love</td><td>were</td><td>there</td><td>little</td><td>one</td><td>when</td><td>out</td><td>what</td> </tr> <tr> <td>says</td><td>here</td><td>today</td><td>put</td><td>pull</td><td>full</td><td>push</td><td>their</td><td>people</td> </tr> <tr> <td>oh</td><td>you</td><td>Mr</td><td>Mrs</td><td>Ms</td><td>ask</td><td>could</td><td>would</td><td>should</td> </tr> <tr> <td>our</td><td>house</td><td>mouse</td><td>water</td><td>want</td><td>any</td><td>many</td><td>again</td><td>friend</td> </tr> <tr> <td>once</td><td>laugh</td><td>because</td><td>eye</td><td>who</td><td>whole</td><td>where</td><td>two</td><td>school</td> </tr> <tr> <td>busy</td><td>beautiful</td><td>pretty</td><td>hour</td><td>move</td><td>improve</td><td>parents</td><td>through</td><td>thought</td> </tr> </table>	the	to	into	I	no	go	of	he	she	we	me	be	was	you	they	all	are	my	by	sure	pure	said	have	like	so	do	some	come	love	were	there	little	one	when	out	what	says	here	today	put	pull	full	push	their	people	oh	you	Mr	Mrs	Ms	ask	could	would	should	our	house	mouse	water	want	any	many	again	friend	once	laugh	because	eye	who	whole	where	two	school	busy	beautiful	pretty	hour	move	improve	parents	through	thought
the	to	into	I	no	go	of	he	she																																																																										
we	me	be	was	you	they	all	are	my																																																																										
by	sure	pure	said	have	like	so	do	some																																																																										
come	love	were	there	little	one	when	out	what																																																																										
says	here	today	put	pull	full	push	their	people																																																																										
oh	you	Mr	Mrs	Ms	ask	could	would	should																																																																										
our	house	mouse	water	want	any	many	again	friend																																																																										
once	laugh	because	eye	who	whole	where	two	school																																																																										
busy	beautiful	pretty	hour	move	improve	parents	through	thought																																																																										


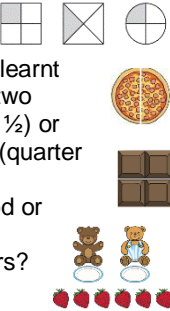
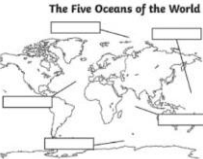













Home Learning Summer 2 Year 1



CHERRY TREE
PRIMARY SCHOOL

Theme Menu Year 1 Summer 2: How can we protect the oceans?
In **Geography** we will learn to name and recognise each of the oceans on a map. In **English** our stories are “Someone swallowed Stanley”, “Commotion in the ocean” and “Clean up”. In **Science** we will investigate if all sea creatures are fish. In **Art** we will learn about sculptures created using plastic recycling. In **Music** we will explore ‘Aquarium’ from Carnival of the animals by Saint-Saens. In **PSHE** (Jigsaw) we will explore how animals change over their life cycles. In our **RE** lessons we will learn about why the synagogue is important for Jewish people. In **Computing** we will learn to use simple codes on purple mash. In **PE** we will develop athletic skills and in **Design and Technology** we will plan a meal based on food grown in the UK. Choose at least **one drink, one starter, one main, one dessert** and **one cheeseboard** activity to complete in your Home Learning Book. You have **six weeks** to finish your meal... I mean home learning! Please bring your learning back by **Monday 15th July** ready to share with our class.

Drink (English)	Starter (Maths/ Science)	Main (Theme)	Dessert	Cheeseboard
<p>Write a riddle made of clues about a sea creature for others to guess. E.g. I am a large sea mammal. I am blue. I have a water spout. I eat plankton and small creatures by opening my mouth wide. I travel hundreds of miles in the ocean.</p> 	<p>Sharing into groups. In maths we have learnt how to share into two equal groups (half ½) or four equal groups (quarter ¼). Can you share food or other objects into halves and quarters? Can you draw pictures to show sharing equally?</p> 	<p>Make a map of the Oceans. Do you know the 5 oceans? Can you find them on a map? Which is the largest ocean? Why are oceans important? What lives in the ocean? Challenge: There are also lots of smaller seas around the world. Can you name any?</p> 	<p>Design your own ocean in a shoe box using different materials. Think about all the creatures and plants you can include. You could even try making a mini ocean scene inside a plastic bottle by filling it with water. You can take a photo or bring your mini ocean world into school.</p> 	<p>Where does your food come from? Some food can only be grown in warm climates and travels a long way. Go to a food shop and look at the labels to discover if the food was grown locally or in another country. You could grow your own or visit a ‘pick your own’ farm to find out about seasonal fruit and veg. www.foodafactoflife.org.uk/</p> 
<p>Write your story about a seaside or ocean creature who goes on an adventure. What exciting or scary thing happens to them? You could start your story with “Once upon a time, in the blue ocean ...” Will your story have a happy ending?</p> 	<p>Visit the library or use the internet to research an animal that lives under the sea, by the coast or on a beach. Choose an animal, draw and label it. Create an information fact sheet about your animal using subheadings e.g. Where do they live? What do they eat? Cool facts!</p> 	<p>Find out about where you can recycle any books, toys, clothes or rubbish. Take a photo or write about what you stopped being thrown away into landfill. Do you understand the different coloured recycling bins? Find out where to recycle different things here: www.recyclenow.com/recyclinglocator</p> 	<p>Log in to Purple Mash. Go to the ‘fun with fish’ activity in your 2Do by searching. https://www.purplemash.com/app/code/chimp/codefish Can you use a precise instruction called an algorithm to make the fish move?</p> 	<p>How do animals grow? Humans and animals grow over their life times. Pick an animal that you know changes. (e.g. chicken, frog, butterfly). Draw a picture of the different stages of its life. E.g. Egg > Chick > Chicken</p> 
<p>Write a list of things you could do to help our world. E.g. I remember to turn off the lights when I leave the room. I turn off the tap when I brush my teeth. I use both sides of the paper. I can walk to school. I can plant seeds.</p> 	<p>Do you know any addition facts? Use Numbots or get a family member to test you at recalling adding facts up to 20. E.g. number bonds to 20 (16+4), doubles (7+7), near doubles (4+3), Adding 1 (7 + 1) Adding 2 (4 + 2) Adding 0 (3 + 0) Adding 10 (5 + 10).</p> 	<p>Research the problem with plastic in our oceans. Create a poster for your friends or family, encouraging them to ‘Clean up’. Include facts that you have found out about the problem with plastic in our ocean. www.bbc.co.uk/bitesize/articles/zh3vs-k7</p> 	<p>Have you ever been to a place of worship? Take a photo or draw a picture of a Mosque, Church, Mandir, Temple, Gudwara or Synagogue you have visited. What do you do? When do you visit? How do you feel in that place?</p> 	<p>Be active! What sport would you like to learn to play? Take a photo of you learning or playing a sport with your family. You could take part in a free junior parkrun on a Sunday. www.parkrun.org.uk/events/junior-events/ You could research the Olympics to find out about a new sport!</p>