

## Home Learning Summer 2 Year 4



**CHERRY TREE**  
PRIMARY SCHOOL

### **Theme: How do we share our planet?**

This half term we will be looking at how we share our planet and why some animals are endangered. In Science we will be looking at Living Things and their Habitats. Our book for English is The Tin Forest by Helen Ward and The Great Kapok Tree by Lynne Cherry to inspire us with our writing. We will also be reading Varjak Paw by S. F. Said, a great book full of adventures and drama! We have so many great things planned to do with the children during this term in Year 4 and are looking forward to learning together!

**As well as the homework menu, we expect children to complete other tasks throughout as below.**














<b>Reading</b>	Daily	Please read at home daily. This could be a shared read with a member of your family, an opportunity for you to read to an adult in your family as well as time to quietly read and enjoy a good book on your own. Share with your family the books we are reading in class and keep them up to date with events as they unfold!
<b>Maths</b>	Daily	In Year 4, children should practise the 6, 7, 8 and 9 times tables up to 12 x 6, 7, 8 and 9 and corresponding division facts (e.g. $30 \div 6 = 5$ ). You can use chanting, singing, copying out the tables or practise using online games and apps.  Fluency- <a href="https://www.topmarks.co.uk/">https://www.topmarks.co.uk/</a> Times tables - <a href="https://trockstars.com/">https://trockstars.com/</a> If you are looking for an extra challenge have a look at this NRICH challenge: <a href="https://nrich.maths.org/8958..">https://nrich.maths.org/8958..</a>
<b>Spelling</b>	Daily	Look at the spelling list and practise the spellings. Can you put these spellings into sentences? When reading look out for words with our spelling pattern and add them to the list. Use your home learning book to practise your spellings.
<b>Handwriting</b>	Whenever you're writing in your Home Learning book!	Use your spelling homework to practise your best handwriting. Will you write in pen or pencil?



# Home Learning Summer 2 Year 4



**Theme:**  
During this half term we will be investigating : **Why are some animals endangered?** We will focus on what are endangered animals, their natural habitats, the work of conservation and the role man can play to ensure a species survives.. Choose **one drink, starter, main, dessert** and **cheeseboard** activity to complete in your Home Learning Book. You have **five weeks** to finish your meal...I mean home learning! Please bring them back by **Wednesday 17<sup>th</sup> July** ready to share with the class.

Drink (Writing/ Reading)	Starter (Science/ Maths)	Main (Theme)	Dessert (Arts)	Cheeseboard (PSHE/PE)
<p>Create an information poster for an endangered animal including the reasons why it is endangered and ways that we could protect them.</p> 	<p>Design your own Maths Fluency questions for one week. Write 4 questions for each day on Place Value; Addition &amp; Subtraction; Multiplication &amp; Division and Fractions &amp; Measures. Remember to answer the questions too.</p> 	<p>Design a model of a habitat showing the species of animals and plants that live there.</p> 	<p>Create your own environmentally friendly/conservation rap. You could perform it to the class!</p> 	<p>Go on a local walk. Sketch a picture and write a few facts about each of the animals or plants that you find. You can research facts using Kiddle.</p> 
<p>In English we are going to explore the text 'The Tin Forest'. Find a famous forest in the UK and use kiddle to research facts about this place.</p> 	<p>Grow a plant from a seed e.g. cress. Keep a daily growth diary to show what changes you observe.</p> 	<p>Write an environmentally themed ABC using words or phrases to do with being eco-friendly and green.</p> 	<p>Make a tin foil sculpture of a person or something related to what we have been learning about.</p> 	<p>Write a Thank you letter to someone thanking them for all the ways they help you and / or make you feel good about yourself.</p> 
<p>Write a letter to persuade someone to walk to school. How could walking to school be positive for the environment?</p> 	<p>Create your own animal food chains to show what animals eat in their natural habitat.</p>	<p>Imagine you are an animal of your choice. Write a description from the animal's perspective about what it is like to live in their habitat e.g. rainforest, polar ice caps, desert.</p> 	<p>Draw a picture of an animal that is endangered. Don't forget to include their habitat in the background.</p> 	<p>How do the Five Ways to Wellbeing? Design a leaflet that could be given out to show what we can do to look after our planet.</p> 