

Home Learning Summer 2 Year 5



CHERRY TREE
PRIMARY SCHOOL

Theme: Are the rainforests worth saving?













During this half term we will be investigating the links between the rainforest and deforestation. In Science we will be continuing to look at Life cycles and plant reproduction.

**This home learning sheet will be sent home each half term with various 'menu' activities for you to work through and some daily tasks too (listed below).
Spellings will be sent home fortnightly to ensure you have the challenges you need to become a super speller!**

Reading	Please read at home daily. This could be a shared read with a member of your family, an opportunity for you to read to an adult in your family as well as time to quietly read and enjoy a good book on your own. You must get your reading record signed by an adult four times a week.
Maths – 25 mins (weekly)	Please use these websites to support what we have been learning in class and to practise key skills such as times tables. www.purplemash.com , www.trockstars.com If you are looking for an extra challenge have a look at this site: https://nrich.maths.org
Spellings	Spellings are sent home on a weekly basis. In the first week, children will be given spellings based on an age related spelling pattern. In the second week, children will be given common exception words. You must put these spellings into sentences and they will be tested every Monday.
Keeping connected	We will be sharing the amazing things we do in school on Twitter. Pine: @MissMcCCTS Fir: @MissByrneCTS We love to celebrate work and kindness with a note to parents on Marvellous Me. If you have not already downloaded Marvellous Me then please do and check your notification settings. If you are not sure of your log in details, then just ask and we can help. Go to https://marvellousme.com/



Theme Menu Year 5 Summer 2

<p>Theme: During this half term we will be investigating Are the rainforests worth saving?</p> <p>Choose one drink, starter, main, dessert and cheeseboard activity to complete in your Home Learning Book. You have six weeks to finish your meal...I mean home learning! Please bring them back by Wednesday 17th July ready to share with the class.</p>				
<p>Drink</p> <p>Make a zentangle rainforest animal using as many different patterns and shapes as possible.</p> 	<p>Starter</p> <p>Create a word search or a crossword using words relating to the rainforest.</p> 	<p>Main</p> <p>Research food that grows in the Amazon rainforest and create a delicious menu.</p> 	<p>Dessert</p> <p>Find a flower and draw it – label the parts of the plant responsible for pollination.</p> 	<p>Cheeseboard</p> <p>Create a collage of pictures or a mood board showing everything you have learned about the rainforests.</p> 
<p>Create 5 reasoning problems for your friends to solve – you must include multiplication and animals that live in the rainforest.</p> 	<p>Write a persuasive letter that promotes the importance of bees (you'll need to conduct research).</p> 	<p>Create a fact file on Brazil.</p> 	<p>Write a tweet as a character from 'Journey to the River Sea'. Make it look like it is on a phone or tablet.</p> 	<p>Design and make a game that uses decimals (you'll need to write the rules). Have fun!</p> 
<p>Write 5 questions that you want to ask Maia or Finn in 'Journey to the River Sea'.</p> 	<p>Compare the climate (monthly rainfall and temperature) of the Amazon rainforest with Watford and plot your data in a graph.</p> 	<p>Invent your own rainforest creature. Draw or make your animal and write a description of it.</p> <p>Think about:</p> <ul style="list-style-type: none"> • What it is like? • Where it lives (which layer of the forest) • What it looks like • What it eats (diet) • Who hunts it (predators) or does it prey on other animals? 	<p>Create a Rainforest Survival Guide: if you were dropped in the rainforest, how would you survive? What would you need to know? What tools would you need? You might want to include a kit list, a 'dangerous animals to watch out for' list, health and safety instructions and any other images and diagrams you want.</p>	