

Home Learning Summer 2 Year 3



CHERRY TREE
PRIMARY SCHOOL

Theme: How can we protect our bees?

During this half term we will be exploring how we share our planet. We are investigating why bees are such an important part of the structure of our planet. We will be investigating and exploring how bees help us and how we can help them. In Science this term we are learning all about Plants. We will investigate what they need to be healthy and how they reproduce. Our book for English this term is LOB - a beautiful story about Grandpa Will's magical garden. We will also be reading The Abominables in our Reading lessons, a fun story about a family of Yetis. We have so many great things planned to do with the children during this final term in Year 3 and are looking forward to learning together!

As well as the homework menu, we expect children to complete other tasks throughout as below.

Reading	Daily	Please read at home daily. This could be a shared read with a member of your family, an opportunity for you to read to an adult in your family as well as time to quietly read and enjoy a good book on your own. Share with your family the books we are reading in class and keep them up to date with events as they unfold!
Maths	Daily	In Year 3, children should practise the 3, 4 and 8 times tables up to 12 x 3, 4 and 8 and corresponding division facts (e.g. $24 \div 4 = 6$). You can use chanting, singing, copying out the tables or practise using online games and apps. Fluency - https://www.topmarks.co.uk/ Times tables - https://trockstars.com/ If you are looking for an extra challenge have a look at this NRICH challenge: https://nrich.maths.org/8958..
Spelling	Daily	Look at the spelling list and practise the spellings. Can you put these spellings into sentences? When reading look out for words with our spelling pattern and add them to the list. Use your home learning book to practise your spellings.
Handwriting	Whenever you're writing in your Home Learning book	Use your spelling homework to practise your best handwriting. Remember to use an appropriate writing utensil.



Home Learning Summer 2 Year 3











Theme Menu Year 3 Summer 2

Theme:

During this half term we will be investigating **How can we protect our bees?**

Choose **one drink, starter, main, dessert** and **cheeseboard** activity to complete in your Home Learning Book. You have **six weeks** to finish your meal...I mean home learning! Please bring them back by **Wednesday 17th July** ready to share with the class.

Drink (Writing/ Reading)	Starter (Science/ Maths)	Main (Theme)	Dessert (Arts)	Cheeseboard (PSHE/PE)
<p>Read the newspaper and report back on 3 environmental stories that you found interesting. How will you report the stories?</p> 	<p>Keep a plant or flower diary. Either plant some seeds or select a patch of your garden and observe and monitor what is happening. You could do an insect/ mini-beast count. You could take photos or draw pictures to show how it changes over time.</p>	<p>Discover where you live! What are the best places around where you live to support bees? Draw pictures or take photos of these places and explain why you have chosen them.</p> 	<p>Create a piece of artwork inspired by bees. This could have a honeycomb pattern or have colours that reflect the colours of our native bees. Bee prepared to share your masterpiece with the class.</p>	<p>Make a dish that has honey as one of the ingredients. Bring in photos of your tasty dish to share with the class. Ask your family to be food critics and give feedback for us to share!</p>
<p>Write a poem about BEES. What will you include? Will it be a nonsense poem? Will you use onomatopoeia? Use similes and metaphors to add detail and humour to your writing.</p>	<p>We are investigating plants in Science. When you are out and about can you identify 10 different types of plant? What do you notice about each of the plants? What is similar? What is different?</p>	<p>Create a poster that explains why we need to protect our planet. What will feature as most the most important thing to save on this poster? How will you try to persuade people to take action to keep our planet beautiful?</p>	<p>Design a bee-friendly garden. What plants and flowers will attract the most bees to your garden?</p> 	<p>In PSHE we are finding out about how we change over time. Create a memory book with pictures and details of how you or someone in your family has changed over time.</p> 
<p>Write a story featuring your family on a quest to save the world. What will you do to help save our planet? Will you need superhuman powers or are there things that we can do every day that will make a real difference? Be a superhero every day!</p>	<p>Can you create fractions using objects around your home? How could you represent a half, third, quarter, a fifth etc.?</p> 	<p>Bees are in danger of becoming extinct. Research another animal on our planet that is endangered and explain why and what you could do to help save it.</p> 	<p>Can you create a bee or bug hotel? What materials can you use that would be environmentally friendly?</p> 	<p>Bees communicate with each other through dancing. Can you create a dance or sequence of movement that tells a story or conveys a message?</p> 

Home Learning Summer 2 Year 3



CHERRY TREE
PRIMARY SCHOOL